



•rayNET



RayFlow®

RayFlow 4.0
Release Notes

23.05.2016

Release Notes RayFlow 4.0



**Copyright © Raynet GmbH (Germany, Paderborn HRB 3524). All rights reserved.
Complete or partial reproduction, adaptation, or translation without prior written permission is prohibited.**

Release Notes RayFlow 4.0

Raynet and RayFlow are trademarks or registered trademarks of Raynet GmbH protected by patents in European Union, USA and Australia, other patents pending. Other company names and product names are trademarks of their respective owners and are used to their credit.

The content of this document is furnished for informational use only, is subject to change without notice, and should not be construed as a commitment by Raynet GmbH. Raynet GmbH assumes no responsibility or liability for any errors or inaccuracies that may appear in this document. All names and data used in examples are fictitious unless otherwise noted.

Any type of software or data file can be packaged for software management using packaging tools from Raynet or those publicly purchasable in the market. The resulting package is referred to as a Raynet package. Copyright for any third party software and/or data described in a Raynet package remains the property of the relevant software vendor and/or developer. Raynet GmbH does not accept any liability arising from the distribution and/or use of third party software and/or data described in Raynet packages. Please refer to your Raynet license agreement for complete warranty and liability information.

Raynet GmbH Germany
See our website for locations.

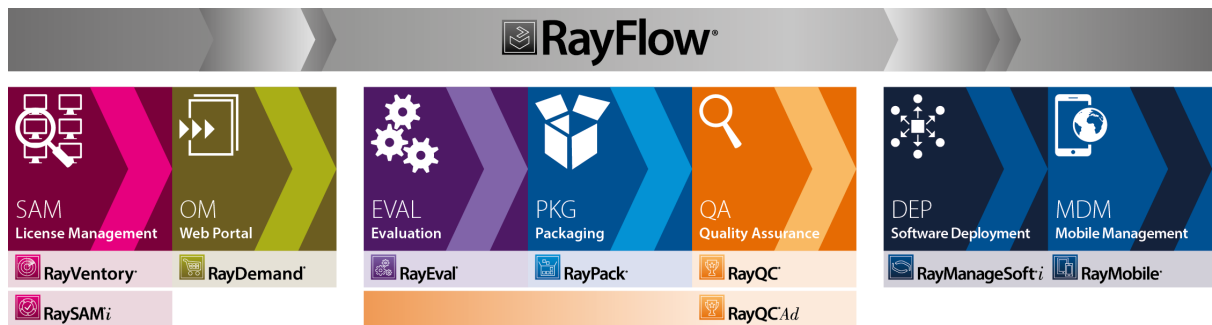
www.raynet.de

Table of Contents

Introduction	4
New Features & Improvements	5
Developer Notes	9
Resolved Issues	11
Known Issues	16
System Requirements	17
RayFlow Upgrade	18
Additional Information	19

Introduction

This release of RayFlow 4.0 provides both, functional improvements, as well as fixes for known issues from prior versions. RayFlow is available as a stand-alone product as well as can serve as the backbone for RaySuite Enterprise Solution.



Enterprise Application Lifecycle Management

Visit www.raynet.de for further information regarding the product and current community incentives.

Raynet is looking forward to receiving your feedback from your RayFlow experience. Please contact your Raynet service partner or write an e-mail to sales@raynet.de to add your ideas or requirements to the RayFlow development road map!

New Features & Improvements

Use of Custom Field within Custom Filter

Custom Filter functionality in RayFlow, allows a user to define custom filter criteria's for filtering tasks and then executing the desired operation on them e.g. Batch Processing. With the release of this version, a user will have an ability to use custom fields in RayFlow defining the filter criteria.

Linked Task

The Linked Task feature in RayFlow allows users to link tasks within a project. The linked tasks can be arranged in user defined groups i.e. while linking a task or tasks, a user need to specify the group to which those tasks will belong to. This is meant to enable users to define different categories of task which are linked to a specific task.

ST	TYF	CO	NAME	PHASE	CREATION DATE	PHASE ENTRY	SLA	CATEGORY	USER
			<input type="text"/>	<input type="text"/>	<input type="text"/>	<input type="text"/>	<input type="text"/>	<input type="text"/>	<input type="text"/>
			FileZilla	RMQS	4/25/2015 12:30 PM	4/26/2015 8:38 AM	MEDIUM	REGULAR	Admin

Page 1 of 1 (1 items) [1] Page size 15

[Create Filter](#)

Date Time and Date as Data Field

A user has now ability to create data fields of type Date and Date with time. Additionally, a user can use the rich date and time selector to set a default value for the data field.

Create New Datafield

Title	<input type="text" value="New Datafield"/>
Description	<input type="text"/>
Order	<input type="text" value="13470"/>
Properties	<input type="text" value="Active; Editable"/>
Group	<input type="text" value="Main"/>
Input Type	<input type="text" value="Date and time"/>
Default Value	<input type="text" value="5/11/2016 12:00 AM"/>


Menu Selector Component

Previously, for adding a new menu item to a new permission group, a user was required to manually enter the link of the desired item. Now all the available menu items are available to users in form of a drop-down menu. This improvement is meant to reduce the effort required by RayFlow Administrators, while defining a new permission group.

Task Lock



The Task Lock feature simply prohibits another user from editing a task. The respective task will be visible to users, who have at least view permission to the phase in which the task is located, however they will not be able to edit it.

As shown in the image below, a task which is locked by a user shows following message, as part of the task property.

 This task is locked by Admin (You). 

User Defined Configuration Localization

Ability to localize RayFlow web interface was introduced in RayFlow version 2.1. However this feature did not offer a possibility to localize user defined configurations. With release of this version, a user will now be able to localize custom configuration properties. Each of such properties e.g. phase name, description, data field name etc. will have a localization icon shown next to it.



Name	<input type="text" value="AE"/>	
Description	<input type="text" value="Auftragseingang"/>	

Selecting this icon will open a localization dialog, where a user can define the translation for configuration name property, for supported languages.

SINGLE TRANSLATION
type translation

Translations

English	Deutsch
Package Order	Auftragseingang





Grouping of Data Fields

Within the phase configuration view, the data fields belonging to that respective project are grouped based upon their assigned group. Additionally, with group configuration option, a user can define editing and mandatory property for all the data fields within it.

Project Overview


A user can now view quick reports related to the projects to which he is assigned directly from the project selection page. Additionally, each of the quick report can simply be clicked upon and it will take the user directly to the Quick Reports page.



Default

👤 20 ⌚ 3 🕒 5

>




Raynet Internal Packaging

👤 19 ⌚ 2 🕒 2

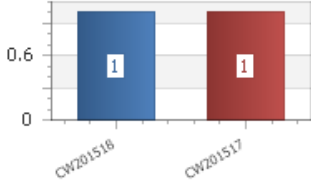
>

Activity of the Users


Admin



Last new Orders



Order ID	Count
CW201518	1
CW201517	1



Raynet Offsite Packaging

👤 2 ⌚ 17 🕒 24

>

Task Creation Date

A user will now be able to view the task creation date along with phase entry date and time, as default column header of the task list within a phase.

STATUS	TYPE	COMMANDS	ENDE IN...	CREATION DATE	PHASE ENTRY	SLA	CATEGORY	USERNAME
				4/27/2015 4:03 PM	4/29/2015 11:08 AM	LOW	COMPLEX	Admin

Developer Notes

Changes to the RayFlow Web Service

RayFlow Web Service has been changed to support the new features which has been introduced in this release. Following is an overview of the major changes implemented:

New methods:

- **Task linking**

- `RayflowUpdateResult wsJoinTopic(Guid topicId, RayFlowTopicMemberType type, Guid memberId, out string errorMessage);`
- `RayflowUpdateResult wsLeaveTopic(Guid topicId, Guid memberId, out string errorMessage);`
- `RayflowUpdateResult wsUpdateTopic(Guid topicId, RayFlowTopicMemberType allowedTypes, string topicName, out RayFlowTopic updatedTopic, out string errorMessage);`
- `RayflowUpdateResult wsUpdateTopicMembers(Guid topicId, Guid[] taskMemberIds, Guid[] userMemberIds, out string errorMessage);`
- `RayflowUpdateResult wsCreateTopic(RayFlowTopicMemberType allowedType, RayFlowTopicType type, string name, out RayFlowTopic topic, out string errorMessage);`
- `RayflowUpdateResult wsRemoveTopic(Guid topicId, out string errorMessage)`

- **Task locking**

- `RayflowUpdateResult wsLockTaskRefresh(Guid taskId, out RayflowTaskLock taskLock, out string message);`
- `bool wsIsTaskLocked(Guid taskId, out RayflowTaskLock taskLock);`
- `RayflowUpdateResult wsLockTask(Guid taskId, out RayflowTaskLock taskLock, out string message);`
- `RayflowUpdateResult wsLockTaskRelease(Guid taskId, out string message);`

Changed methods:

- `string wsGetUserPermissions(Guid projectId, out Guid[] viewablePhases, out Guid[] editablePhases, out Guid[] downloadablePhases);`

Removed methods

- None

Definitions

New classes:

- `RayFlowParameterGroup`
- `RayFlowTaskType`
- `RayflowTaskLock`
- `RayFlowTopic`
- `RayFlowTopicHistoryEntry`
- `RayFlowTopicMember`

- RayFlowTopicAction
- RayFlowTopicType

Changed classes:

• New properties

- RayFlowPackage
 - RayFlowTaskType TaskType
 - List<RayFlowTopic> Topics
- RayFlowPackageFile
 - FileName
- RayFlowParameter
 - Guid ParameterGroupId
- RayFlowAction
 - Guid TaskId
- RayFlowWorkFlow
 - List<RayFlowParameterGroup> ParameterGroups
 - List<RayFlowTaskTypes> TaskTypes

• Removed properties

- RayFlowTask
 - bool IsEditor
 - bool IsViewer

Removed classes:

None

Enums

New enums

- RayFlowTopicMemberType

Changed enums

- RayflowParameterType
 - Added option: Date
 - Added option: DateTime

Removed enum

None

Resolved Issues

Following issues have been resolved in RayFlow 4.0:

- RF-240** When SQL authentication is being used, crystal reports provides a login section each time you want to run such a report.
- RF-940** Wrong spelling in MSI Installer
- RF-1451** Database connection string is not updated
- RF-1503** Custom fields not displayed in tracking
- RF-1587** Phase and MyTasks view - Status column name is missing
- RF-1818** CSV Import: Not possible to change column position or to add comment column while no import file is uploaded
- RF-1884** NewTask > Import - JavaScript alert on choosing comment column
- RF-1917** Change validation tooltip for Email fields
- RF-1995** Job persistence not working for FileUploadAction with larger files
- RF-2017** NewTask - Tab control is not correctly loaded sometimes (Only Firefox)
- RF-2034** Menu entries must be visible in order to access to the desired page
- RF-2117** Rayflow 2.0 out of memory Error
- RF-2183** CSV import action does not utilize the default values of a given datafield.
- RF-2246** No validation for fields in configuration-Basic configuration -->Message settings
- RF-2264** Add function call logging and debug output
- RF-2267** Add function call logging and debug output
- RF-2373** Copy standard project execution (on all features) logs tons of Errors
- RF-2389** No empty option for Drop down list
- RF-2448** Phase View: Files tab - Deploy with RayManageSoft-Popup is cut off
- RF-2458** German Email Templates: Placeholder content in English
- RF-2466** Phase view: Grid table page has not been followed the selected task on changed column sorting
- RF-2471** Quick reports: Print/Save button click result in endless loading

- RF-2474** Item separator "|" showed small
- RF-2477** Configuration Datafields - New created datafield is selected after creation but the selected page is wrong
- RF-2488** Task Label in Tracking should be configurable
- RF-2490** Workflow configuration: New events with already existing names can be created
- RF-2498** SLA Editor: Extend validation on Alert property to positive decimals
- RF-2530** Event and Condition dropdown list refers to the term "Package" instead of "Task"
- RF-2531** Static Pages Grid: Last column is draggable
- RF-2535** Global datafields not positioned right in grid
- RF-2538** You can't call data field configuration anymore if you type to big number into order field
- RF-2541** Text of default email templates refers to the term "package" instead of "task"
- RF-2548** Workflow: It is possible to create two actions with same order number
- RF-2557** Upgrade to task factory, view permission for create phase required
- RF-2594** Clearing selected project logo image doesn't work
- RF-2605** Datafields Configuration Tab: Edit Group in Group Configuration impossible
- RF-2606** PropertiesService sometimes not showing all properties after project copy/import
- RF-2607** Status Configuration: No validation on creating status with already existing name
- RF-2610** PermissionService.GetAccessibleRoles fails on user without any group assignments
- RF-2613** Basic project template workflow configuration
- RF-2614** Extended project template workflow configuration
- RF-2616** Batch processing, disabled users are shown
- RF-2619** Email Templates - Create button is available also when all 5 (per languages) events have been created
- RF-2621** Client: Task Order - Default value of checkboxes are not set
- RF-2624** Email Templates - Users in Package reassigned email template are not enclosed between single quotes
- RF-2625** My Profile, My Tasks Liste im Dashboard inkonsistent

- RF-2626** Phase view - No possibility to upload two files sequentially
- RF-2627** Phase view - Cancel button under the files tab doesn't work after uploading a file
- RF-2633** Phase view - Wrong error message on accepting a task by user with only view rights
- RF-2634** Phase view - Appointments marked as not visible are listed before the appointments marked as visible
- RF-2638** CSV import doesn't support checkbox datafields
- RF-2640** Phase view, saving datafields/changing status performance
- RF-2647** Renaming users can lead to uncought exception on existing appointment
- RF-2648** Batchprocessing works not correctly
- RF-2650** Quick Reports - Remove create phase from "Tasks by Phase" chart
- RF-2661** MyProfile: Language Settings - Current Timezone has a numeric default value instead of the current timezone
- RF-2667** Changed values for users wont be updated in MyProfile
- RF-2705** Bad performance on History tab
- RF-2719** Custom filter for tracking
- RF-2720** Profile section: Appointments list - appointments are not ordered correctly
- RF-2736** Empty/New Project - Unable to create a status manually
- RF-2738** Full length of Phase tiles are not displayed (-4 chars)
- RF-2743** MSI-Function for filling datafields does not work(Client)
- RF-2745** RayFlow is not working correctly if multiple worker processes per application pool are enabled
- RF-2748** My Appointments (in project context) - "Download all appointments..." file keeps instance-wide data
- RF-2752** In tracking are only tasks in workflow visible
- RF-2753** First run of rayflow client takes very long > 5 minutes
- RF-2754** Images in Crystal reports not visible
- RF-2755** My Appointments (in project context) - "Send all appointments..." sends instance-wide appointments
- RF-2760** Batch Processing - Successful job on big file upload shows Error message and log
- RF-2761** Batch Processing - Failed job on giant file upload shows no Error message or log

- RF-2780** Datafields with visible property are always visible in all phases
- RF-2782** Add RayFlow version and database version to logfile on startup
- RF-2784** Unfavorable space relationship in the task list
- RF-2791** QuickReport labels overlapping and not readable
- RF-2795** Error on using batch processing with mandatory data fields
- RF-2796** Task history tab - Uploaded files not journalized (Web only)
- RF-2799** Package Path basic configuration - Non-textbox datafields are offered as options
- RF-2806** Add custom fields to My Tasks and Batch Processing
- RF-2809** Add task entry date to task grids
- RF-2813** Add active user column to Batch Processing
- RF-2814** Use custom fields in custom filters
- RF-2824** Workflow - Create Action shows default value 0xxx
- RF-2825** Unassigned user causes error
- RF-2826** Cannot cleanup project
- RF-2830** Datafield configuration - Change from single to multiline textbox not recognized
- RF-2835** Phase view - Commands column can be filtered in the filter builder
- RF-2849** My Appointments - Error when trying to edit multiple appointments at once
- RF-2851** Phase configuration, state of editable checkbox for global datafields
- RF-2852** Phase configuration, editable checkbox is not cleared when selecting editable group
- RF-2865** Out of memory on task creation with file
- RF-2867** Error while uploading large files
- RF-2870** The RFC waits when a tool is run in standalone mode
- RF-2880** Upgrading to task factory does not add default task type
- RF-2883** AD user import, user is created with wrong domain when using LDAP filter
- RF-2884** AD user import can only import from the default Users group
- RF-2902** "No RayFlow member found for user" error after upgrade from 1.11

-
- RF-2904** XAML parsing error on displaying TaskControl
 - RF-2929** File upload using IIS virtual directories not working
 - RF-2931** Files with & in file name can't be downloaded
 - RF-2949** Link to support panel incorrect
 - RF-2966** Migration - Required datafield are migrated as optional datafields
 - RF-2985** Status and workflow configuration fails for a new vanilla project

Known Issues

This lists the known issues added by this release of RayFlow Web:

RF-3023 Phase Configuration: Datafields of disabled datafield groups are not displayed

RF-3026 ActivationTool - Warning shown after successful activation

RF-3077 Project import fails if the template contains email templates

RF-3081 Batch Processing: Notifications on datafield change are send multiple times

RF-3118 Not all non-alphanumeric characters are accepted for user passwords

RF-3109, RF-3110, RF-3111, RF-3112, RF-3113 Translations for user content (phases, SLA, category, status, datafields) are not used everywhere in the UI

System Requirements

Hardware Requirements

Minimal

- Minimum disk space required: 120 GB
- Minimum RAM required: 1GB
- Pentium 4, 2.4 GHz Processor
- Network 100Mbit

Recommended

- CPU Intel Core i5 or i7
- 8GB RAM
- Disc Space: 500 GB RAID 10 (4x250GB)
- Network 100Mbit

Prerequisite Software

The following are the minimum software requirements for the installation and running of RayFlow 4.0.

- Windows Server 2008 SP2 or higher
- Microsoft SQL Server 2008 or higher
- IIS 7 or higher
- .NET 3.5 for SQL Server
- .NET 4.5

**Note:**

Minimum server requirement for .NET Framework 4.5 is Windows Server 2008 SP2. Further information on system requirements for .NET Framework 4.5, can be found under the following link: <https://msdn.microsoft.com/en-us/library/8z6watww%28v=vs.110%29.aspx>

- Microsoft Report Viewer Runtime (Required to view SSRS Reports)

Please refer to the following links for system requirements related to different versions of Microsoft Report Viewer Runtime

Microsoft Report Viewer 2012 Runtime

<http://www.microsoft.com/en-us/download/details.aspx?id=35747>

Microsoft Report Viewer Redistributable 2008

<http://www.microsoft.com/en-us/download/details.aspx?id=577>

- Crystal Report Runtime 2010 13.0.14 (Only required if Crystal Reports are used for reporting)

Supported internet browsers:

- Microsoft Internet Explorer™ version 9.0 and newer
- FireFox version 3 and newer
- Chrome
- Microsoft Edge
- It is recommended to use a screen resolution of at least 1024x768 pixels.
- Although other browsers might work they are not officially recommended.

RayFlow Upgrade

Detailed information pertaining to upgrade of RayFlow Server and client from their previous version to this release is provided in the RayFlow Installation Guide. For assistance in this regard, please contact our Raynet Support Team.

Changes to the RayFlow Licensing Model

If you are migrating from RayFlow 2.x or earlier, your existing license data will not be recognized by version 4.0. In order to use RayFlow 2.1 you have to reactivate RayFlow using the same order number, and the necessary license information will be automatically downloaded from the server. This operation requires that you have a valid maintenance for the product. Contact our support to get help regarding migration and licensing themes.

Additional Information

Further information regarding RayFlow can be found in several resources which are available.

- The Operations Supplement provides information about third-party software and libraries redistributed with RayFlow.
- The Administration and Configuration Guide provides detailed information about RayFlow.
- The product website <https://raynet.de/en/Raynet-Products/RayFlow> provides information about the product, news, and support.
- Raynet and its partners offer a range of training courses that can also be customized to meet your requirements. For more information on these courses, speak with your Raynet consultant or contact the Raynet Sales department via sales@raynet.de.

About Raynet

Raynet GmbH is a leading and innovative service and solution provider in information technology and specialized in the architecture, implementation and operation of all tasks within "Application Lifecycle Management". Raynet's Headquarters is in Germany and presently has more locations in Germany, USA, Poland, UK and Belgium.

For over 15 years, Raynet has supported hundreds of customers and partners with its products and solutions for enterprise application management projects worldwide. These include license management, software packaging, software deployment, migrations, client engineering and much more. Additionally, Raynet maintains and cultivates strong partnerships with leading companies in Application Lifecycle Management.

Raynet products and solutions are unique in design and functionality. Their development is highly driven by our customers and partners who play a big role in the development of our products and are a key reason why our products are always cutting edge. Whether you want to introduce a new deployment tool or to start a SAM project, whether you want to plan a packaging factory or do a migration – Raynet is the choice for best-of-breed-practices in services, products, and solutions for Application Lifecycle Management.

Next Steps

For more information, please visit our website: www.raynet.de or contact our sales team on +49 5251 54009-0 or sales@raynet.de



Raynet GmbH

Technologiepark 20
33100 Paderborn, Germany
T +49 5251 54009-0
F +49 5251 54009-29
info@raynet.de

www.raynet.de



www.rayflow.de