



•rayNET



RayFlow®

# RayFlow 2.1 Release Notes

---

**Copyright © Raynet GmbH (Germany, Paderborn HRB 3524). All rights reserved.  
Complete or partial reproduction, adaptation, or translation without prior written permission is prohibited.**

Release Notes RayFlow 2.1

Raynet and RayFlow are trademarks or registered trademarks of Raynet GmbH protected by patents in European Union, USA and Australia, other patents pending. Other company names and product names are trademarks of their respective owners and are used to their credit.

The content of this document is furnished for informational use only, is subject to change without notice, and should not be construed as a commitment by Raynet GmbH. Raynet GmbH assumes no responsibility or liability for any errors or inaccuracies that may appear in this document. All names and data used in examples are fictitious unless otherwise noted.

Any type of software or data file can be packaged for software management using packaging tools from Raynet or those publicly purchasable in the market. The resulting package is referred to as a Raynet package. Copyright for any third party software and/or data described in a Raynet package remains the property of the relevant software vendor and/or developer. Raynet GmbH does not accept any liability arising from the distribution and/or use of third party software and/or data described in Raynet packages. Please refer to your Raynet license agreement for complete warranty and liability information.

Raynet GmbH Germany  
See our website for locations.

[www.raynet.de](http://www.raynet.de)

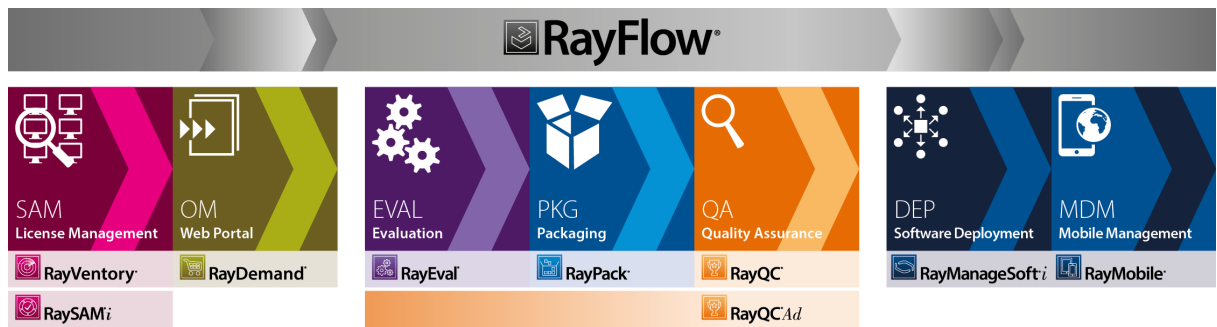
---

## Table of Contents

<b>Introduction</b> .....	4
<b>New Features &amp; Improvements</b> .....	5
<b>Resolved Issues</b> .....	9
<b>Known Issues</b> .....	11
<b>System Requirements</b> .....	12
<b>Additional Information</b> .....	14

# Introduction

This release of RayFlow 2.1 provides both, functional improvements, as well as fixes for known issues from prior versions. RayFlow is available as a stand-alone product as well as can serve as the backbone for RaySuite Enterprise Solution.



Enterprise Application Lifecycle Management

Visit [www.raynet.de](http://www.raynet.de) for further information regarding the product and current community incentives.

Raynet is looking forward to receiving your feedback from your RayFlow experience. Please contact your Raynet service partner or write an e-mail to [sales@raynet.de](mailto:sales@raynet.de) to add your ideas or requirements to the RayFlow development road map!

# New Features & Improvements

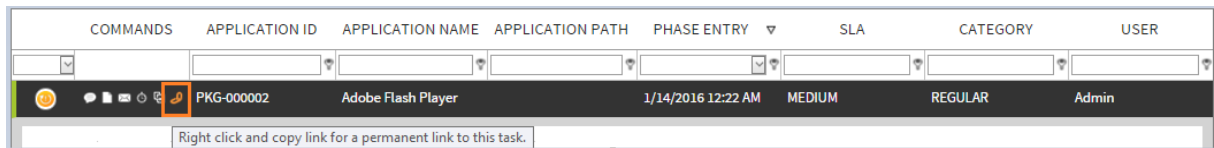
## Import & Export of Tools Configuration

The configuration of tools within RayFlow is a time consuming effort. As the configuration of RaySuite and other common tools is mostly generic in nature and require minimal changes with respect to different project context, a requirement for possibility to export and import these configurations from one project to another was recognized.

This new feature, which is part of Tools Configuration page, has been created to satisfy exactly this requirement. A user can now export an existing tools configuration in an `.xml` format file and import it into another project.

## Task Web Link

The Web Link feature in RayFlow allows a user to copy the direct link to an existing task; currently residing within a phase or its sub-phase.



COMMANDS	APPLICATION ID	APPLICATION NAME	APPLICATION PATH	PHASE ENTRY	SLA	CATEGORY	USER
	PKG-000002	Adobe Flash Player		1/14/2016 12:22 AM	MEDIUM	REGULAR	Admin

A user with access permission to the respective project and phase can use this link to directly load the task in their web browser.

The intention behind this feature is to make communication between different stakeholders more informative. This link can be used to reference a task in various communication tools and methods like Email, Appointment, Comment and etc.

## Check box as Data Field

A user now has an ability to create a data field of the type Checkbox in RayFlow. This option has been included to create data fields which will permit the user to make a binary choice, i.e. a choice between one of two possibly mutually exclusive options.

### Create New Datafield

Title

Description

Order

Properties

Group

Input Type

Default Value

## Package Deployment using RayManageSoft *infinity*

With this release of the RayFlow web application, a user can deploy software packages directly from the RayFlow task to the target machines. This feature works in combination with the RaySuite application deployment and management tool RayManageSoft *infinity*.

Customers using RayManageSoft *infinity* in their environment can configure RayFlow to communicate with the deployment agent using Apache ActiveMQ protocols. When the communication is successfully established, a user can initiate deployment of software packages directly from the Files tab of Task property.

## Job Management

The Jobs feature in RayFlow allows its users to keep an eye on the status of various tasks/jobs being executed by the application in background. These tasks can range from SLA time calculation to batch processing jobs. This feature comes with an enriched user interface, allowing users to get detailed information pertaining to all the active and historical tasks and their execution history.

active 0 | successful 16 | failed 0 | cancelled 0

Running 0/20 | Batch Processing | SLA | Deployment | Messaging

TYPE	SCHEDULED	EXECUTION	REPETITIONS	USER	PROGRESS
SlaprojectCalculatorAction	2/4/2016 12:55 PM		∞ [1:0:00:00]	root	
SlaprojectCalculatorAction	2/4/2016 12:55 PM		∞ [1:0:00:00]	root	

Page 1 of 1 (2 items) [1] Page size 15

Create Filter

The view of this feature can be divided into 4 major areas:

1. Job Status: Arranged as tabs, they represent the four states a job can be in. Hence for each of the job types, a user can select a state and based upon this the jobs are listed in the Job list area
2. Running/Paused Jobs: When selected, all the jobs which are currently running or paused under various job types are listed in the job list area
3. Job Types: By default, RayFlow recognizes four types of primary jobs; they are Batch Processing, SLA, Deployment and Messaging
4. Job List: Is the area where all the jobs are listed, based upon the user selection of job status and its type

## Extension of Privileges for user type Project Manager

Access privileges for the users with role Project Manager have been extended to include project users and groups as part of the global search result. Previously, this information could only be accessed by a user with role Administrator.


## Improved My Appointments Page

The My Appointments page has been improved to provide a clear and concise platform to create, view and edit appointments. Furthermore, a user now has the additional options to locally export appointments or receive it via Email in standard ICalendar (.ics) format.

## Application Localization

Additional configuration options within the My Profile page, now allows a user to personalize their RayFlow web client for desired language and time zone.





### Profile Settings

Username	Admin
Name	<input type="text" value="Administrator"/>
Last name	<input type="text" value="administrator"/>
Company	<input type="text" value="company"/>
E-Mail	<input type="text" value="rayflow@raynet.de"/>

### Language Settings

User Language	<input type="text" value="English"/>
Current Timezone	<input type="text" value="(GMT+01:00) Amsterdam, Berlin, Bern, Rom"/>

### Change Password

Password	<input type="text"/>
New password	<input type="text"/>
Confirm password	<input type="text"/>

Changes related to these options would come into effect after the application web page is re-loaded.

## User Import from Active Directory

RayFlow Administrators can now directly import users from Active Directory into the RayFlow database. To import users, an administrator will require to provide following information:

- LDAP filter
- Domain
- Domain Username
- Domain Password

Based upon the information, RayFlow will connect to the active directory, perform a search based upon the LDAP filter and then will import the result into the RayFlow database.



# Resolved Issues

Following issues have been resolved in RayFlow 2.1:

- **RF-2037:** Phases: Datafield's non-editable setting outclasses "some" mandatory events setting
- **RF-2047:** No validation of empty Batch Processing Jobs
- **RF-1148:** Appointments - No information about created appointments
- **RF-1326:** Clone Task Multi Clone datafield information
- **RF-1458:** No vertical scrolling in phase configuration
- **RF-1459:** CSV Import - Imported Tasks are not immediately updated to phase tile counter
- **RF-1523:** Administration Groups -> Visibility - No way to see on dashboard sub-menus
- **RF-1530:** My Profile control: Everything except the task name is not shortened
- **RF-1531:** Wrong/incomplete password requirement error messages
- **RF-1573:** Phase bar: No tool tip in sub-phases
- **RF-1583:** Order value doesn't count up on creating new phase
- **RF-1591:** The edit report page should have a save button and not another edit button.
- **RF-1599:** Detailed Reports: Edit Report to empty values possible
- **RF-1603:** MyProfile buttons shifting to bottom with list on the right
- **RF-1632:** SLA Editor: Disable button tool tip shows "Delete" instead of "Disable"
- **RF-1637:** Customfields: Manager user is able to edit local custom field settings of Administrator user by mistake
- **RF-1662:** Typo in title of Report Mapping page
- **RF-1665:** Tools page: 'Create new Tool' button is wrong placed
- **RF-1715:** Projects page: 'Add property' button is wrong placed
- **RF-1726:** CSV Import: Special characters (e.g. umlaut) in non-UTF-8 files are not imported correctly
- **RF-1733:** Sla Editor - Layout at low resolution looks bad
- **RF-1804:** Phase view: Filter/Order only filtering/ordering visible tasks
- **RF-1820:** Typo in tooltips of UPLOAD buttons
- **RF-1830:** Task counter wont be refreshed after sending task to next phase
- **RF-1869:** My Notifications: Deleting Name and press to Save button deletes the local notification from table
- **RF-1887:** Datafields: Default Value property supplies only single line style

- **RF-1927:** Regex validation wrong displayed
- **RF-1960:** Report mapping: GUID for disabled fields
- **RF-1970:** [AD Login] Initial password warning is displayed
- **RF-1972:** [AD Login] Password change possible in My Profile
- **RF-1976:** My Tasks view does not truncate long data field inputs
- **RF-1994:** New Project - Old menu entry Report Mapping is present and menu entry Batch Processing is missing
- **RF-2000:** Root user can be deleted
- **RF-2020:** The validation of standard reports is not working.
- **RF-2038:** Clone Task - Multi tasks clone doesn't work on cloning from another project
- **RF-2039:** Phases config: "Editable for groups" setting affects to Admin users, too
- **RF-2041:** Changes of general project information only updated by new project selection
- **RF-2046:** Colored border of mandatory multiline textboxes is overlapping
- **RF-2054:** Email Templates: HTML-Editor - Error caused by click in and click 'cancel'
- **RF-2062:** Phase view: Page size is reset after selecting a task
- **RF-2086:** Cannot unassigned task using task helper service
- **RF-2139:** Client shows wrong phase for file uploads if file was not uploaded in current phase
- **RF-2140:** File download is not protected by authentication
- **RF-2187:** Default value is not taken for a non-global data field
- **RF-2199:** Rayflow Web 2.0 can't change status or user assignment from web interface
- **RF-2205:** Personal Filter as Batch Processing doesn't work
- **RF-2225:** Profile image not displayed after upload and following page refresh
- **RF-2227:** Vertical scroll-bar overlaps Select Project button
- **RF-2236:** Notification on "New File" event doesn't work
- **RF-2249:** Notification administration: Incorrect tool tip for add/remove group to notification
- **RF-2254:** Number fields validation on some forms not implemented
- **RF-2255:** Login History and Bank Holidays menu entries missing for new projects
- **RF-2360:** Web: Root cannot access Groups Administration view of copied project
- **RF-2393:** Can't download files that were uploaded in a different phase
- **RF-2421:** Web: Creation or edition of status not possible
- **RF-2443:** Phase configuration, more than one create/first/last phase possible

# Known Issues

List of issues which is currently known in the current release of RayFlow web application:

- **RF-1262:** Phase view: Walking Column Chooser if the task grid is very wide
- **RF-1324:** My Appointments: Long content in information/description break the layout
- **RF-1373:** Layout problems with tab control elements when opening/closing the sidebar menu
- **RF-1451:** MSI: Database connection string in web.config file is not updated
- **RF-1503:** Custom fields not displayed in tracking
- **RF-2557:** Upgrade to task factory, view permission for create phase required
- **RF-2488:** Task Label in Tracking should be configurable
- **RF-2466:** Phase view: Grid table page has not been followed the selected task on changed column sorting
- **RF-2299:** Phase view: Column Chooser is overlapped by Phase Bar
- **RF-2252:** MyProfile - No required textbox tooltips on 'New'- and 'Confirm'-password textboxes
- **RF-2247:** HTML code cannot be used as filter
- **RF-2228:** Task is not protected after user assignment
- **RF-2183:** CSV import action does not utilize the default values of a given datafield.
- **RF-2034:** Menu entries must be visible in order to access to the desired page
- **RF-2535:** Phase View: Global datafields not positioned right in grid
- **RF-2471:** Quick reports: Print/Save button click result in endless loading
- **RF-2469:** Static Page HTML Editor: Insert copied text not possible
- **RF-2601:** Notifications shouldn't be sent based on the current state of the task
- **RF-2602:** RF Web - Issue related to the standard installation of application with changes in catalog and file name
- **RF-2603:** RF-2601 Status change causes incorrect notifications for "I am owner" condition
- **RF-2604:** Notifications, "I am involved" condition not working correctly
- **RF-2605:** Datafields Configuration Tab: Edit Group in Group Configuration impossible
- **RF-2606:** Properties Service sometimes not showing all properties after project copy/import
- **RF-2613:** Basic project template workflow configuration
- **RF-2614:** Extended project template workflow configuration
- **RF-2633:** Phase view - Wrong error message on accepting a task by user with only view rights

# System Requirements

## Hardware Requirements

### Minimal

- Minimum disk space required: 120 GB
- Minimum RAM required: 1GB
- Pentium 4, 2.4 GHz Processor
- Network 100Mbit

### Recommended

- CPU Intel Core i5 or i7
- 8GB RAM
- Disc Space: 500 GB RAID 10 (4x250GB)
- Network 100Mbit

## Prerequisite Software

The following are the minimum software requirements for the installation and running of RayFlow 2.1.

- Windows Server 2008 SP2 or higher
- Microsoft SQL Server 2008 or higher
- IIS 7 or higher
- .NET 3.5 for SQL Server
- .NET 4.5

**Note:**

Minimum server requirement for .NET Framework 4.5 is Windows Server 2008 SP2. Further information on system requirements for .NET Framework 4.5, can be found under the following link: <https://msdn.microsoft.com/en-us/library/8z6watww%28v=vs.110%29.aspx>

- Microsoft Report Viewer Runtime (Required to view SSRS Reports)

---

Please refer to the following links for system requirements related to different versions of Microsoft Report Viewer Runtime

**Microsoft Report Viewer 2012 Runtime**

<http://www.microsoft.com/en-us/download/details.aspx?id=35747>

**Microsoft Report Viewer Redistributable 2008**

<http://www.microsoft.com/en-us/download/details.aspx?id=577>

- Crystal Report Runtime 2010 13.0.14 (Only required if Crystal Reports are used for reporting)

**Supported internet browsers:**

- Microsoft Internet Explorer™ version 9.0 and newer
- FireFox version 3 and newer
- Chrome
- Microsoft Edge
- It is recommended to use a screen resolution of at least 1024x768 pixels.
- Although other browsers might work they are not officially recommended.

# Additional Information

Further information regarding RayFlow can be found in several resources which are available.

- The Operations Supplement provides information about third-party software and libraries redistributed with RayFlow.
- The Administration and Configuration Guide provides detailed information about RayFlow.
- The product website <https://raynet.de/en/Raynet-Products/RayFlow> provides information about the product, news, and support.
- Raynet and its partners offer a range of training courses that can also be customized to meet your requirements. For more information on these courses, speak with your Raynet consultant or contact the Raynet Sales department via [sales@raynet.de](mailto:sales@raynet.de).

## About Raynet

Raynet GmbH is a leading and innovative service and solution provider in information technology and specialized in the architecture, implementation and operation of all tasks within "Application Lifecycle Management". Raynet's Headquarters is in Germany and presently has more locations in Germany, USA, Poland, UK and Belgium.

For over 15 years, Raynet has supported hundreds of customers and partners with its products and solutions for enterprise application management projects worldwide. These include license management, software packaging, software deployment, migrations, client engineering and much more. Additionally, Raynet maintains and cultivates strong partnerships with leading companies in Application Lifecycle Management.

Raynet products and solutions are unique in design and functionality. Their development is highly driven by our customers and partners who play a big role in the development of our products and are a key reason why our products are always cutting edge. Whether you want to introduce a new deployment tool or to start a SAM project, whether you want to plan a packaging factory or do a migration – Raynet is the choice for best-of-breed-practices in services, products, and solutions for Application Lifecycle Management.

### Next Steps

For more information, please visit our website: [www.raynet.de](http://www.raynet.de) or contact our sales team on +49 5251 54009-0 or [sales@raynet.de](mailto:sales@raynet.de)



### Raynet GmbH

Technologiepark 20  
33100 Paderborn, Germany  
T +49 5251 54009-0  
F +49 5251 54009-29  
[info@raynet.de](mailto:info@raynet.de)

[www.raynet.de](http://www.raynet.de)



**RayFlow®**

[www.rayflow.de](http://www.rayflow.de)