



**RAYVENTORY**<sup>®</sup>

# Technology Asset Inventory

Release Notes RayVentry Scan Engine  
12.5



**Copyright © Raynet GmbH (Germany, Paderborn HRB 3524). All rights reserved.  
Complete or partial reproduction, adaptation, or translation without prior written permission is prohibited.**

## Release Notes RayVentory Scan Engine

Raynet and RayFlow are trademarks or registered trademarks of Raynet GmbH protected by patents in European Union, USA and Australia, other patents pending. Other company names and product names are trademarks of their respective owners and are used to their credit.

The content of this document is furnished for informational use only, is subject to change without notice, and should not be construed as a commitment by Raynet GmbH. Raynet GmbH assumes no responsibility or liability for any errors or inaccuracies that may appear in this document. All names and data used in examples are fictitious unless otherwise noted.

Any type of software or data file can be packaged for software management using packaging tools from Raynet or those publicly purchasable in the market. The resulting package is referred to as a Raynet package. Copyright for any third party software and/or data described in a Raynet package remains the property of the relevant software vendor and/or developer. Raynet GmbH does not accept any liability arising from the distribution and/or use of third party software and/or data described in Raynet packages. Please refer to your Raynet license agreement for complete warranty and liability information.

Raynet GmbH Germany  
See our website for locations.

[www.raynet.de](http://www.raynet.de)

# Contents

<b>Introduction</b> .....	4
Hardware Requirements .....	4
Software Requirements .....	6
General Prerequisites .....	6
Operating System Inventory .....	7
Windows (client) .....	7
Windows Server .....	8
RedHat Enterprise Linux (RHEL) .....	10
SUSE Professional / Open SUSE .....	11
SUSE Enterprise Server (SLES) .....	12
CentOS .....	13
Debian .....	14
Ubuntu .....	15
Fedora .....	16
macOS .....	19
Solaris .....	19
AIX .....	20
HP-UX .....	20
VMware ESX/ESXi Inventory .....	22
Oracle Inventory .....	22
Requirements RVIA .....	24
<b>What's New?</b> .....	26
Other Improvements and Changes .....	27
Security Improvements .....	27
<b>Resolved Issues</b> .....	28
<b>Migrating from previous versions</b> .....	29
<b>Additional Information</b> .....	34

# Introduction

RayVentory Scan Engine provides a complete set of products for operating system inventory, as well as Oracle database, VMware vSphere / ESX, Hyper-V and SNMP inventory. The data can be processed, visualized, and analyzed with DataHub component, and additionally enriched with help of the Catalog services. The Server component ensures, that complex architectures can be effectively scanned, using our "decentralized scanning" concept.

This software set includes components which have the following core functions:

- RayVentory Scan Engine Scan Engine
- RayVentory Scan Engine Server
- RayVentory Scan Engine Data Hub
- RayVentory Scan Engine Catalog

With the intelligence and many automation possibilities, creating documentation has never been so easy and fast.

This new release 12.5 is a major service upgrade to the previous release. It contains several new features, major product improvements and resolved issues.

## Hardware Requirements

This section lists the minimal hardware requirements for devices running RayVentory Scan Engine.

### Minimal

- Screen resolution: 1024 x 768 pixels
- Color settings: 16 bit
- RAM: 2GB
- Disk space: 100MB

### Recommended

- Screen resolution: 1280 x 1024 pixels
- Color settings: 32 bit
- RAM: 4GB or higher

- Disk space: 1GB or more

**Note:**

The installation of the RayVentory Scan Engine framework itself requires about 400MB of disk space. The amount of additional space needed depends on the size and number of incoming inventory results.

## Software Requirements

### General Prerequisites

The following operating systems are supported for the installation and running of RayVentory Scan Engine at the time of release.

- Windows 7
- Windows 8
- Windows 8.1
- Windows 10
- Windows 11
- Windows Server 2012
- Windows Server 2012 R2
- Windows Server 2016
- Windows Server 2019
- Windows Server 2022

#### Required Software

- .NET Framework 4.7.2
- Visual C++ Redistributable for Visual Studio 2015-2022

## Operating System Inventory

The following tables shows which versions of the different operating systems and which architectures are supported for the different inventory methods.

### Windows (client)

Version	Architecture	Portable / standalone / remote-execution	Zero-Touch (using WMI)	Inventory Agent (RVIA)
Windows XP !	x86	✓*	✓	⊖
	x86-64	✓*	✓	⊖
Windows Vista !	x86	✓*	✓	⊖
	x86-64	✓*	✓	⊖
Windows 7 !	x86	✓*	✓	✓*
	x86-64	✓*	✓	✓*
Windows 8 !	x86	✓*	✓	✓*
	x86-64	✓*	✓	✓*
Windows 8.1 !	x86	✓*	✓	✓*
	x86-64	✓*	✓	✓*
Windows 10	x86	✓*	✓	✓*
	x86-64	✓*	✓	✓*
	ARM64	✓*	✓	✓*
Windows 11	x86	✓*	✓	✓*

Version	Architecture	Portable / standalone / remote-execution	Zero-Touch (using WMI)	Inventory Agent (RVIA)
	x86-64	✓*	✓	✓*
	ARM64	✓*	✓	✓*

\* - requires Microsoft Visual C++ Redistributable for Visual Studio 2015-2022

! - the system is not supported by Microsoft anymore

### Windows Server

Version	Architecture	Portable / standalone / remote-execution	Zero-Touch (using WMI)	Inventory Agent (RVIA)
2003 !	x86	✓*	✓*	⊖
	x86-64	✓*	✓*	⊖
2003 R2 !	x86	✓*	✓*	⊖
	x86-64	✓*	✓*	⊖
2008 !	x86	✓*	✓*	✓*
	x86-64	✓*	✓*	✓*
2008 R2 !	x86-64	✓*	✓*	✓*
2012	x86-64	✓*	✓*	✓*
2012 R2	x86-64	✓*	✓*	✓*
2016	x86-64	✓*	✓*	✓*














































Version	Architecture	Portable / standalone / remote-execution	Zero-Touch (using WMI)	Inventory Agent (RVIA)
2019	x86-64	✓*	✓*	✓*
2022	x86-64	✓*	✓*	✓*

\* - requires Microsoft Visual C++ Redistributable for Visual Studio 2015-2022

! - the system is not supported by Microsoft anymore

## RedHat Enterprise Linux (RHEL)

































Version	Architecture	Portable / standalone / remote-execution	Zero-Touch (using WMI)	Inventory Agent (RVIA)
6 	x86	 *	 *	 **
	x86-64	 *	 *	 **
	PPC64		 *	
	PPC64le		 *	
7	x86	 *	 *	 **
	x86-64	 *	 *	 **
	PPC64	 *	 *	
	PPC64le		 *	
	ARM64		 *	
8	x86	 *	 *	 **
	x86-64	 *	 *	 **
	PPC64	 *	 *	
	PPC64le	 *	 *	
	ARM64		 *	

\* - requires `sudo`

\*\* - requires `sudo` and `curl >= 7.19`

 - the system is not supported by RedHat anymore

## SUSE Professional / Open SUSE
































Version	Architecture	Portable / standalone / remote-execution	Zero-Touch (using WMI)	Inventory Agent (RVIA)
11 	x86	 *	 *	 **
	x86-64	 *	 *	 **
	PPC64	 *	 *	
	PPC64le	 *	 *	
	ARM64		 *	
12 	x86-64	 *	 *	 **
	PPC64le	 *	 *	
15	x86-64	 *	 *	 **
	PPC64le	 *	 *	
	ARM64		 *	

\* - requires `sudo`

\*\* - requires `sudo` and `curl >= 7.19`

 - the system is not supported by SUSE anymore

## SUSE Enterprise Server (SLES)






























Version	Architecture	Portable / standalone / remote-execution	Zero-Touch (using WMI)	Inventory Agent (RVIA)
11 	x86	 *	 *	 **
	x86-64	 *	 *	 **
	PPC64	 *	 *	
	PPC64le	 *	 *	
	ARM64		 *	
12	x86-64	 *	 *	 **
	PPC64le	 *	 *	
15	x86-64	 *	 *	 **
	PPC64le	 *	 *	
	ARM64		 *	

\* - requires `sudo`

\*\* - requires `sudo` and `curl >= 7.19`


 - the system is not supported by SUSE anymore

## CentOS



















































Version	Architecture	Portable / standalone / remote-execution	Zero-Touch (using WMI)	Inventory Agent (RVIA)
6 	x86	 *	 *	 **
	x86-64	 *	 *	 **
7	x86-x64	 *	 *	 **
	PPC64	 *	 *	
	PPC64le		 *	
	ARM64		 *	
8 	x86-x64	 *	 *	 **
	PPC64le	 *	 *	
	ARM64		 *	

\* - requires `sudo`

\*\* - requires `sudo` and `curl >= 7.19`

 - the system is not supported by the CentOS Project anymore

## Debian

Version	Architecture	Portable / standalone / remote-execution	Zero-Touch (using WMI)	Inventory Agent (RVIA)
8 	x86	 *	 *	 **
	x86-64	 *	 *	 **
	PPC64le	 *	 *	
	ARM64		 *	
9 	x86-x64	 *	 *	 **
	PPC64	 *	 *	
	PPC64le	 *	 *	
	ARM64		 *	
10	x86-x64	 *	 *	 **
	PPC64	 *	 *	
	PPC64le	 *	 *	
	ARM64		 *	
11	x86-x64	 *	 *	 **
	PPC64	 *	 *	
	PPC64le	 *	 *	
	ARM64		 *	 **

\* - requires `sudo`

\*\* - requires `sudo` and `curl >= 7.19`

! - the system is not supported by Debian anymore

## Ubuntu

Version	Architecture	Portable / standalone / remote-execution	Zero-Touch (using WMI)	Inventory Agent (RVIA)
14.04 !	x86	✓*	✓*	✓**
	x86-x64	✓*	✓*	✓**
	PPC64le	✓*	✓*	⊘
16.04 !	x86	✓*	✓*	✓**
	x86-x64	✓*	✓*	✓**
	PPC64le	✓*	✓*	⊘
18.04	x86	✓*	✓*	✓**
	x86-x64	✓*	✓*	✓**
	PPC64le	✓*	✓*	⊘
20.04	x86-x64	✓*	✓*	✓**
	PPC64le	✓*	✓*	⊘
	ARM64	⊘	✓*	⊘
21.10	x86-x64	✓*	✓*	✓**
	PPC64le	✓*	✓*	⊘

Version	Architecture	Portable / standalone / remote-execution	Zero-Touch (using WMI)	Inventory Agent (RVIA)
	ARM64	⊘	✓*	⊘
22.04	x86-x64	✓*	✓*	✓**
	PPC64le	✓*	✓*	⊘
	ARM64	⊘	✓*	⊘

\* - requires `sudo`

\*\* - requires `sudo` and `curl >= 7.19`

⊘ - the system is not supported by Canonical anymore

## Fedora

Version	Architecture	Portable / standalone / remote-execution	Zero-Touch (using WMI)	Inventory Agent (RVIA)
21 !	x86	✓*	✓*	✓**
	x86-x64	✓*	✓*	✓**
	ARM64	⊘	✓*	⊘
22 !	x86	✓*	✓*	✓**
	x86-x64	✓*	✓*	✓**
	ARM64	⊘	✓*	⊘
23 !	x86	✓*	✓*	✓**
	x86-x64	✓*	✓*	✓**



Version	Architecture	Portable / standalone / remote-execution	Zero-Touch (using WMI)	Inventory Agent (RVIA)
	ARM64	⊖	✓*	⊖
24 !	x86	✓*	✓*	✓**
	x86-x64	✓*	✓*	✓**
	ARM64	⊖	✓*	⊖
25 !	x86	✓*	✓*	✓**
	x86-x64	✓*	✓*	✓**
	ARM64	⊖	✓*	⊖
26 !	x86-x64	✓*	✓*	✓**
	ARM64	⊖	✓*	⊖
27 !	x86-x64	✓*	✓*	✓**
	ARM64	⊖	✓*	⊖
28 !	x86-x64	✓*	✓*	✓**
	ARM64	⊖	✓*	⊖
29 !	x86-x64	✓*	✓*	✓**
	ARM64	⊖	✓*	⊖
30 !	x86-x64	✓*	✓*	✓**
	ARM64	⊖	✓*	⊖
31 !	x86-x64	✓*	✓*	✓**

Version	Architecture	Portable / standalone / remote-execution	Zero-Touch (using WMI)	Inventory Agent (RVIA)
	ARM64	⊖	✓*	⊖
32 !	x86-x64	✓*	✓*	✓**
	ARM64	⊖	✓*	⊖
33 !	x86-x64	✓*	✓*	✓**
	ARM64	⊖	✓*	⊖
34 !	x86-x64	✓*	✓*	✓**
	ARM64	⊖	✓*	⊖
35	x86-x64	✓*	✓*	✓**
	ARM64	⊖	✓*	⊖
36	x86-x64	✓*	✓*	✓**
	ARM64	⊖	✓*	⊖

\* - requires `sudo`

\*\* - requires `sudo` and `curl >= 7.19`

! - the system is not supported by the Fedora Project anymore

## macOS

macOS

Version	Architecture	Portable / standalone / remote-execution	Zero-Touch (using WMI)	Inventory Agent (RVIA)
10.12 !	x86-x64	✓*	✓*	✓**
10.13 !	x86-x64	✓*	✓*	✓**
10.14 !	x86-x64	✓*	✓*	✓**
10.15	x86-x64	✓*	✓*	✓**
11	x86-x64	✓*	✓*	✓**
	ARM64 (Rosetta 2) M1	✓*	✓*	✓**
12	x86-x64	✓*	✓*	✓**
	ARM64 (Rosetta 2) M1	✓*	✓*	✓**

\* - requires `sudo`

\*\* - requires `sudo` and `curl >= 7.19`

! - the system is not supported by Apple anymore

## Solaris

Version	Architecture	Portable / standalone / remote-execution	Zero-Touch (using WMI)	Inventory Agent (RVIA)
10	SPARC	✓*	✓*	✓**

Version	Architecture	Portable / standalone / remote-execution	Zero-Touch (using WMI)	Inventory Agent (RVIA)
	x86-x64	✓*	✓*	✓**
11	SPARC	✓*	✓*	✓**
	x86-x64	✓*	✓*	✓**

\* - requires `sudo`

\*\* - requires `sudo` and `curl >= 7.19`

## AIX




















Version	Architecture	Portable / standalone / remote-execution	Zero-Touch (using WMI)	Inventory Agent (RVIA)
6.1 !	PPC64	✓*	✓*	✓**
7.1	PPC64	✓*	✓*	✓**
7.2	PPC64	✓*	✓*	✓**
7.3	PPC64	✓*	✓*	✓**

\* - requires `sudo`


\*\* - requires `sudo` and `curl >= 7.19`

! - the system is not supported by IBM anymore

## HP-UX

Version	Architecture	Portable / standalone / remote-execution	Zero-Touch (using WMI)	Inventory Agent (RVIA)
11i 	PARISC	 *	 *	
	Itanium	 *	 *	
11i v2	PARISC	 *	 *	
	Itanium	 *	 *	
11i v3	PARISC	 *	 *	
	Itanium	 *	 *	

\* - requires `sudo`

 - the system is not supported by HP anymore

---

## VMware ESX/ESXi Inventory

The following platforms are supported:

- VMware ESX Server 3.0 and higher
- VMware ESXi Server
- VMware vCenter Server

## Oracle Inventory

The following database components are supported:

- Oracle Database 9i
- Oracle Database 10g
- Oracle Database 11g
- Oracle Database 12c
- Oracle Database 18c Enterprise
- Oracle Database 18c Standard
- Oracle Database 19c Enterprise
- Oracle Database 21c Enterprise
- Oracle Database 19c Standard
- Oracle Database 21c Standard
- Oracle Database 18c Standard Edition 2
- Oracle Database 19c Standard Edition 2

## Required Software

An installation of Java on the host of the Oracle database is needed. In the following the supported Java versions are listed:

### Oracle Java

- Oracle Java 17
- Oracle Java 11
- Oracle Java 8
- Oracle Java 7

- Oracle Java 6
- Sun Java 5
- Sun Java 4

The inventory of Oracle databases using OraTrack uses the Java version that is installed on the hosting machine. In case of remote execution (RVIA) this is the Java Runtime from OracleDB server. In case of Zero-Touch, this would be the Java Runtime from the originating server.

### **Zero-Touch:**

In order to use Oracle Java on the Scan Engine server, it needs to be licensed.

Oracle offers newer Oracle Java versions via Oracle No-Fee Terms and Conditions (NFTC). Please see <https://www.oracle.com/downloads/licenses/no-fee-license.html>.

Alternatively, Open JDK can be used which is currently licensed via GPLv2+CPE. Please see <https://www.oracle.com/de/java/technologies/javase/jdk-faqs.html>.

### **All other methods (Remote Execution, Portable, RVIA):**

If a Java SE subscription for Oracle is needed when using OraTrack, depends on the Java version that is installed on the database server. OraTrack does not require a license for Oracle Java for versions as follows:

- Java SE 1.4: all versions up to Update 30 (including Update 30)
- Java SE 5: all versions up to Update 22 (including Update 22)
- Java SE 6: all versions up to Update 45 (including Update 45)
- Java SE 7: all versions up to Update 80 (including Update 80)
- Java SE 8: all versions up to Update 202 (including Update 202)

Due to changes in the Oracle license conditions all newer versions respectively patch levels have to be licensed by the customer.

Oracle offers newer Oracle Java versions via Oracle No-Fee Terms and Conditions (NFTC). Please see <https://www.oracle.com/downloads/licenses/no-fee-license.html>.

Alternatively, Open JDK can be used which is currently licensed via GPLv2+CPE. Please see <https://www.oracle.com/de/java/technologies/javase/jdk-faqs.html>.

### **Microsoft JDK (Open JDK)**

- Microsoft JDK 17
- Microsoft JDK 16
- Microsoft JDK 11

### Amazon Coretto (Open JDK)

- Amazon Coretto 17
- Amazon Coretto 11
- Amazon Coretto 8

### Oracle OpenJDK

- Not supported

## Requirements RVIA

The following table represents the minimum requirements that are necessary for using the RayVentory Scan Engine Inventory Agent.

Operating System	Minimum Version	Architecture	Additional Dependencies
Microsoft Windows	7	x86, x86_64	Visual C++ Redistributable for Visual Studio 2015-2022
RedHat Enterprise Linux (and compatible distributions)	6	x86, x86_64	sudo, curl >= 7.19
Debian GNU/Linux	8	x86, x86_64	sudo, curl >= 7.19
Ubuntu Linux	14.04	x86, x86_64	sudo, curl >= 7.19
SUSE Linux Enterprise	11	x86, x86_64	sudo, curl >= 7.19
IBM AIX	6.1	ppc64	sudo, curl >= 7.19
Oracle Solaris	10	x86, x86_64	sudo, curl >= 7.19



---

Operating System	Minimum Version	Architecture	Additional Dependencies
Apple macOS	10.12	x86_64, arm64	sudo, curl >= 7.19

Dependencies on Linux systems are set as package dependencies. The package management systems on UNIX systems do not offer setting package dependencies, but sudo is still required for first time configuration of RVIA and curl is required for uploading inventories and downloading schedules.

## What's New?

### Inventory Agent Now Supports ARM64 Processors RVP-

1179 RVP-2004 RVP-2009

ARM64 processors are now supported by the RayVentory Inventory Agent. For a detailed list of the supported operating systems refer to the [Software Requirements](#) chapter in the *Release Notes* document or to the *Supported OS for the Different Inventory Methods* chapter in the *User Guide*.

### New Scheduler That Removes the Dependency on Cron RVP-1797

The RayVentory Inventory Agent now features its own scheduler (`raysched`) that can be activated during the installation on the target. When installed, using the new scheduler will completely remove the dependency on `cron`, working in a similar pattern and using the same syntax.

---

## Other Improvements and Changes

- **[Inventory Agent]** A fallback method which is used if `netstat` is not available to directly retrieve the default gateway information for each known and used network adapter has been implemented. **RVP-1823**
- The `Win32_Process` class and multiple default properties have been added to the default `wmitrack.ini`. **RVP-2017 RVP-2018 ZEN-20886**
- Improved performance of non-Windows zero touch scans, achieved by optimized behavior of process scanning. **RVP-1880 ZEN-19634**
- The logging for the RIW filescan when configured in the custom configuration file has been improved. **RVP-1991 ZEN-20399**
- A new remove functionality that will remove old inventory files associated to a device once a new inventory comes via any inventory method has been implemented. **RVP-2020 ZEN-20898**
- It is now possible to get database names and table names for Microsoft SQL databases. **RVP-2033 ZEN-19195**
- **[Server]** For the OpenStack Inventory Scanner hypervisors have been added to the devices and duplicates will now be removed automatically. **RVS-117 ZEN-15089**

## Security Improvements

- In this build, all OSS libraries which were previously not signed are now digitally signed. **RR-3257 RR-3448 ZEN-19870**
- Fixed a security issue "Unquoted Service Path Enumeration" where the path to the HTTP upload service executable was saved without enclosing it in quotes. **RR-1980**

## Resolved Issues

The following issues have been resolved in RayVentory Scan Engine in 12.5.

- **[Inventory Agent]** Fixed an issue during the parsing of custom scripts in combination with arrays. **RVP-1959 ZEN-19986**
- Fixed an issue with CyberArk Vault Authentication being cut off. **RVP-1668**
- Fixed an issue where it was possible to save Windows and Oracle credentials without a password. **RVP-1693**
- Fixed an issue with a missing folder for non-Windows scans. **RVP-1747**
- Fixed an issue where not all discovered devices were inventoried during the discovery task. **RVP-1892 ZEN-20181 ZEN-20959 ZEN-21072**
- Added missing translations in the **Discovery** wizard. **RVP-1908**
- Fixed an issue with the service discovery being enabled in the context menu while no device was selected. **RVP-1971**
- Fixed an issue where the import would not work and the instances would not be added if `DESCRIPTION` properties were listed in a `DESCRIPTION_LIST` property. **RVP-1990 ZEN-20470**
- Fixed an issue where two or more scheduled tasks running in parallel overwrote each others `taskrunner.log` file. **RVP-1992 ZEN-20498**
- Fixed an issue with Windows Zero-Touch Docker inventories. **RVP-1994 ZEN-20398**
- Fixed an issue where the **Don't scan devices which upload inventory files via http** checkbox did not work as expected for some filters. **RVP-2000**
- Fixed concurrency issues and possible race-condition when starting more than one inventory job. **RVP-2005 ZEN-20787 ZEN-20940**
- Fixed an issue where, when using the **AD users and Groups** import with custom attributes, the attributes were not written to the database correctly. **RVP-2025 ZEN-20657**
- **[Inventory Agent]** Fixed a minor issue where the tracker was still shown with the wrong version number after the update. **RVP-2026 ZEN-21071**
- **[Server]** Fixed an issue where queries stopped working due to conversion problems when using the PowerState flag. **RVS-118 ZEN-19801**
- **[Server]** Fixed an issue where the data shown by the `sp_rp_OracleReport` was wrong. **RVS-119 ZEN-20343**
- **[Server]** Fixed an issue where LPAR Pools had double entries for the same pool in the `csp_aspera_connector_device.sql` **RVS-125 ZEN-20990**

---

# Migrating from previous versions

## Migrating from Scan Engine versions 12.2.2784 and newer

Perform upgrade using standard MSI installation (both Scan Engine and Inventory Agent must be updated separately).

## Migrating from Scan Engine versions 12.2.2783 and lower

1. Perform upgrade using standard MSI installation (both Scan Engine and Inventory Agent must be updated separately).
2. Stop the RayVentory Scan Engine Scheduler service
  - a. Make sure to close the app and all its processes.
  - b. Using any text editor, open the file `C:\ProgramData\Raynet\RayVentoryPortal\Config\schedule.xml`.
  - c. Replace all occurrences of `<HostAndIpOperatorAnd>true</HostAndIpOperatorAnd>` with `<HostAndIpOperatorAnd>false</HostAndIpOperatorAnd>`
  - d. Start the RayVentory Scan Engine Scheduler service again

## Migrating from RayVentory Portal

### Preconditions

- The user must be an administrator
- Powershell version 3.0 or newer must be installed (information about the current version is contained within the `$PSVersionTable` variable)

## Steps

1. Install RayVentory Scan Engine Scan Engine 12.5
2. Copy the migration script (see below) to a location where it can be started from a local system.
3. Open Windows PowerShell or Windows Terminal as administrator
4. Navigate to the folder where a local copy of migration script exists.
  - In case the execution of PowerShell scripts is restricted on the current system, execute additionally the following command to allow it temporarily:  
`Set-ExecutionPolicy -ExecutionPolicy RemoteSigned -Scope Process`
  - In case the script is blocked by your system, unblock it with the following command:  
`Unblock-File -Path .\MigrateRVPtoRVSE.ps1`
5. Execute the script  
`.\MigrateRVPtoRVSE.ps1`
6. [Optional] Check if hard-coded values in configuration nodes of `config.xml` file are set to relative paths:
  - OracleTrackerFolderPath
  - NtrackExecutablePath
  - RIWClassesFile

## Migration script

The following migration script is also available online:

<https://raynetgmbh.zendesk.com/hc/en-us/articles/360045755511-RVY200601-Migrating-RayVentory-Portal-to-RayVentory-Scan-Engine-12-0->

```
<#
@Title = A script to migrate from RayVentory Portal to RayVentory Scan
Engine
@Author = Raynet GmbH
@Version = 0.1
@Description = This script is supposed to adjust Config.xml files to fix
obsolete hardcoded paths
#>

# Setting up logging
Write-Host "Starting migration script"
$tempFilePath = [System.IO.Path]::Combine($env:TEMP,
"RVPtoRVSEmigration.log")
Start-Transcript -Path $tempFilePath -NoClobber -Append
```

```
Write-Host "PowerShell information"
$PSVersionTable
Write-Host ""

try {
    # Extraction of RVP appdata storage from Registry
    $appdataPath = [string]::Empty;
    $programFilePath = [string]::Empty;
    if ([Environment]::Is64BitProcess) {
        $appdataPath = Get-ItemProperty -Path "HKLM:\SOFTWARE\WOW6432Node
\Raynet\RayVentryPortal" -Name "AppDataPath" | Select-Object -
ExpandProperty "AppDataPath"
        $programFilePath = [Environment]::ExpandEnvironmentVariables("%
ProgramFiles(x86)%")
    }
    else {
        $appdataPath = Get-ItemProperty -Path "HKLM:\SOFTWARE\Raynet
\RayVentryPortal" -Name "AppDataPath" | Select-Object -ExpandProperty
"AppDataPath"
        $programFilePath = [Environment]::ExpandEnvironmentVariables("%
ProgramFiles%")
    }

    # Checking if configuration values are in place
    if ([string]::IsNullOrEmpty($appdataPath)) {
        Write-Warning -Message "RayVentry Portal configuration registry is
missing. No migration will be done."
        [System.Environment]::Exit(1)
    }

    $configFilePath = [System.IO.Path]::Combine($appdataPath, "Raynet",
"RayVentryPortal", "Config", "Config.xml");
    if (!(Test-Path($configFilePath))) {
        Write-Warning -Message "Configuration file not found. No migration
will be done."
        [System.Environment]::Exit(1)
    }
    else {
        # Updating hardcoded paths
        Write-Host "Updating hardcoded paths"

        [xml]$configContent = Get-Content -Path $configFilePath -Encoding
UTF8
        $oratrackPath =
$configContent.Configuration.OracleTrackerFolderPath;
        $ndtrackPath = $configContent.Configuration.NdtrackExecutablePath;

        $isRiwClassesEmpty = $false;
        $riwClassesPath = $configContent.Configuration.RIWClassesFile;
        if ([string]::IsNullOrEmpty($riwClassesPath)) {
            $isRiwClassesEmpty = $true;
        }
    }
}
```

```
$isContentChanged = $false

if (!(Test-Path $oratrackPath) -and !($oratrackPath -eq ".\Contrib\Oratrack")) {
    Write-Warning "OraTrack configuration is invalid : $oratrackPath. Will be reset to default: .\Contrib\Oratrack"
    $oratrackPath = ".\Contrib\Oratrack";
    $configContent.Configuration.OracleTrackerFolderPath = $oratrackPath;
    $isContentChanged = $true;
}

if (!(Test-Path $ndtrackPath) -and !($ndtrackPath -eq ".\Contrib\Ndtrack\ndtrack.exe")) {
    Write-Warning "NdTrack configuration is invalid : $ndtrackPath. Will be reset to default: .\Contrib\Ndtrack\ndtrack.exe"
    $ndtrackPath = ".\Contrib\Ndtrack\ndtrack.exe";
    $configContent.Configuration.NdtrackExecutablePath = $ndtrackPath;
    $isContentChanged = $true;
}

if (!$isRiwClassesEmpty -and !(Test-Path $riwClassesPath) -and !($riwClassesPath -eq ".\example.xml")) {
    $riwFileName = [System.IO.Path]::GetFileName($riwClassesPath);
    if ([string]::Equals($riwFileName, "example.xml")) {
        Write-Warning "Zero-Touch custom inventory configuration file path is invalid: $riwClassesPath. It will be reset to default: .\example.xml"
        $riwClassesPath = ".\example.xml";
        $configContent.Configuration.RIWClassesFile = $riwClassesPath;
        $isContentChanged = $true;
    }
    else {
        Write-Warning "Zero-Touch custom inventory configuration file path is invalid. Please manually adjust the configuration."
    }
}

if ($isContentChanged) {
    # Making a backup of configuration file
    $configBackupPath = $configFilePath + ".old";
    $nameNum = 1;
    $fullConfigBackupPath = $configBackupPath
    while (Test-Path $fullConfigBackupPath) {
        $fullConfigBackupPath = $configBackupPath + $nameNum;
        $nameNum += 1;
    }

    Write-Host "Making a backup of Config.xml: $fullConfigBackupPath"
    Copy-Item -Path $configFilePath -Destination $fullConfigBackupPath
}
```



```
        Write-Host "Writing changes back to Config.xml:
$configFilePath";
        Remove-Item -Path $configFilePath -Force
        $configContent.Save($configFilePath)
        Write-Host "Migration process was performed successfully"
    }
    else {
        Write-Host "No changes made to a configuration. Nothing will be
written."
    }
}
}
catch {
    Write-Warning "Migration failed. Check the log file."
    Write-Warning $_
}
finally {
    Stop-Transcript
}
```

## Additional Information

Visit [www.raynet.de](http://www.raynet.de) for further information on RayVentory Scan Engine, and take a look at the additional resources available at the Knowledge Base: <http://raynetgmbh.zendesk.com/>.

Raynet is looking forward to receiving your feedback from your RayVentory Scan Engine experience. Please contact your Raynet service partner or use our [Support Panel](#) to add your ideas or requirements to the RayVentory Scan Engine development roadmap!

RayVentory Scan  
Engine  
is part of the  
RaySuite

More information online  
[www.raynet.de](http://www.raynet.de)



Raynet GmbH

Technologiapark 22  
33100 Paderborn, Germany  
T +49 5251 54009-0  
F +49 5251 54009-29  
[info@raynet.de](mailto:info@raynet.de)

[www.raynet.de](http://www.raynet.de)